

The 30th International Conference of Hong Kong Society for Transportation Studies

14-15 December 2026, Hong Kong

<https://www.hksts.org/conf.htm>

INSTRUCTIONS FOR ABSTRACT SUBMISSION

Authors are invited to submit abstracts of up to 250 words to the EasyChair paper management system (<https://easychair.org/conferences/?conf=hksts2026>) by **the deadline of 15th April 2026**. Authors will be notified of acceptance of abstracts and full papers will be invited by 31st May 2026. Please note that submission of abstracts does not constitute registration for the Conference. All participants must register and pay the appropriate registration fees; for more information, please visit the Conference Website: <https://www.hksts.org/conf.htm>.

The following guide is intended to support authors during the submission process on the paper management system.

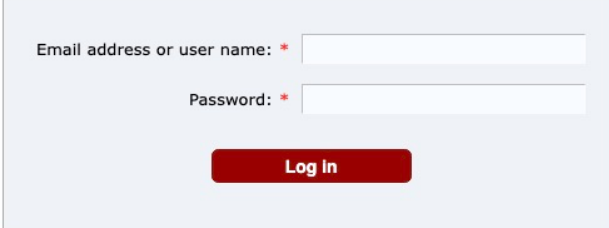
Abstract Submission Instructions

1. Please go to the paper management system for HKSTS2026:

<https://easychair.org/conferences/?conf=hksts2026>

If you already have an EasyChair account from other conferences, please go to Step 3 directly. Otherwise, please proceed to Step 2 for account setup.

2. Account Setup (only for those who do not have an EasyChair account):
 - a) Click on “Create an account” to register an account.



Email address or user name: *

Password: *

Log In

Useful links:

- [Forgot your password?](#)
- [Create account](#)
- [Problems to log in?](#)

- b) Pass a captcha and click on “Continue”.

- c) Fill in your name and email address. Then click on “Continue”.

- d) You will be asked to enter a verification code.

If you did not receive the code, [click here to resend it](#).

- e) You will receive a confirmation email from EasyChair, which includes the one-time verification code for your account creation.



Your one-time verification code is 14715599681242980404.

Use this code to create your EasyChair account.

The code will expire in 120 minutes.

Best regards,
EasyChair

- f) Fill in the required information to finish the registration process.

Account Created

Your EasyChair account has been created!

[Click here to log in.](#)

- g) After your account is registered, you can go to the paper submission system for HKSTS2026 (<https://easychair.org/conferences/?conf=hksts2026>). Then follow Step 3 to submit your abstract.

3. Abstract Submission

- a) Please log in with your username and password. Then click on “Log in”.

Log in to EasyChair for HKSTS 2026

Submission of new papers for HKSTS 2026 (The 30th HKSTS International Conference) is open.

Email: *	<input type="text"/>
Password: *	<input type="password"/>
<input type="button" value="Log in"/>	

Useful links:

- [Forgot your password?](#)
- [Create account](#)
- [Problems to log in?](#)

- b) Click on “make a new submission” to create a submission of your abstract.

HKSTS 2026 (The 30th HKSTS International Conference)

You are logged in to HKSTS 2026 (The 30th HKSTS International Conference).

Use the links below to access HKSTS 2026.

Author

- [make a new submission](#)

- c) Please fill in the information for all the authors of your paper. If there are more than three authors, click “Click here to add more authors” to add extra author forms. Please also indicate the corresponding author by checking the box of “corresponding author”.

Author Information

For each author please fill out the form below. Some items on the form are explained here:

- **Email address** will only be used for communication with the authors. It will not appear in public Web pages of this conference. The email address can be omitted for not corresponding authors. These authors will also have no access to the submission page.
- **Web page** can be used on the conference Web pages, for example, for making the program. It should be a Web page of the author, not the Web page of her or his organization.
- Each author marked as a **corresponding author** will receive email messages from the system about this submission. There must be at least one corresponding author.

Author 1 (click here to add yourself) (click here to add an associate)

First name[†]: *

Last name: *

Email: *

Country/region: *

Affiliation: *

Web page:

corresponding author

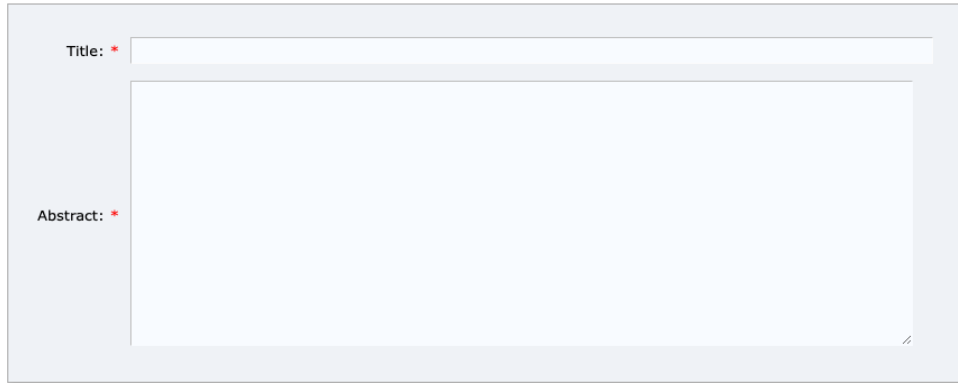
[Click here to add more authors](#)

[†] Note: leave first name blank if there is no first name. If you are not sure how to divide a name into the first and last name, [read the Help article about names.](#)

- d) Please fill in the title and abstract of your paper. The number of words of the abstract should be no more than 250 words.

Title and Abstract

The title and the abstract should be entered as plain text, they should not contain HTML elements.

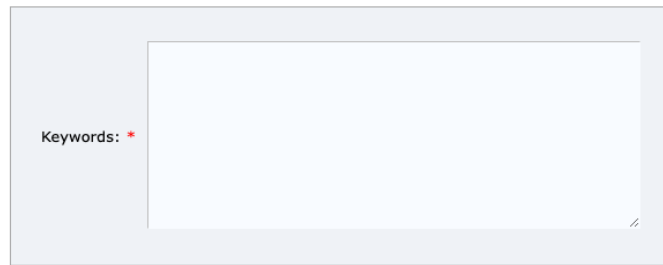


A form with two input fields. The top field is labeled "Title: *" and is a single-line text input. The bottom field is labeled "Abstract: *" and is a larger multi-line text area.

- e) Please type a list of at least three keywords, one per line, to characterize your submission.

Keywords

Type a list of keywords (also known as key phrases or key terms), **one per line** to characterize your submission. You should specify at least three keywords.



A form with a single input field labeled "Keywords: *" which is a multi-line text area for entering a list of keywords.

- f) There is no need to upload the full paper when you submit your abstract, but the full paper will be required after the abstract is accepted.**

- g) After a final check, if all the required information is correct, click on “Submit” to finish the abstract submission procedure.

Ready?

If you filled out the form, press the 'Submit' button below. **Do not press the button twice: uploading may take time!**

Submit

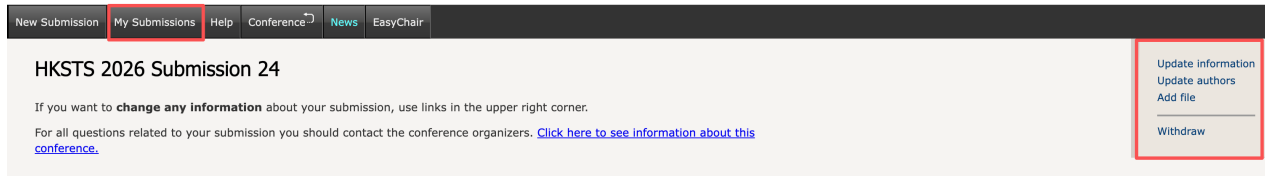
- h) You will see “The submission has been saved” if your abstract is successfully submitted to the system. Your abstract will be given a submission ID (Submission 24 in this example). You will be able to view your submission information by clicking on “Submission xxx” on the horizontal panel.

HKSTS 2026 Submission 24

The submission has been saved!

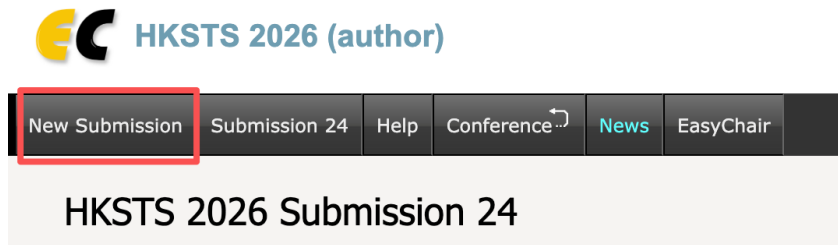
Submission 24

- i) By clicking on “My Submissions”, you can update your abstract with the four options “Update information”, “Update authors”, “Add file” and “Withdraw”.



The screenshot shows a navigation bar with the following items: New Submission, My Submissions (highlighted with a red box), Help, Conference (with a refresh icon), News, and EasyChair. Below the navigation bar, the page title is "HKSTS 2026 Submission 24". A message states: "If you want to **change any information** about your submission, use links in the upper right corner." Below this, it says: "For all questions related to your submission you should contact the conference organizers. [Click here to see information about this conference.](#)" In the upper right corner, there is a box containing the following links: Update information, Update authors, Add file, and Withdraw.

- j) Finally, if you wish to submit a new submission for another paper, click on “New Submission” and repeat Steps 3a to 3j.



The screenshot shows the "HKSTS 2026 (author)" page. At the top left is the EC logo. Below it is a navigation bar with the following items: New Submission (highlighted with a red box), Submission 24, Help, Conference (with a refresh icon), News, and EasyChair. Below the navigation bar, the page title is "HKSTS 2026 Submission 24".

If there is any enquiry, please contact:

Secretary of 30th HKSTS International Conference

(Dr. Wei Liu, Dr. Jacqueline LO, Dr. Tony N.N. SZE)

E-mail: hksts2026@hotmail.com